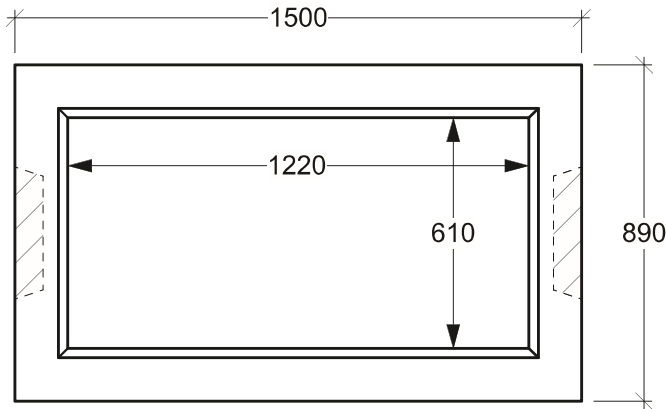
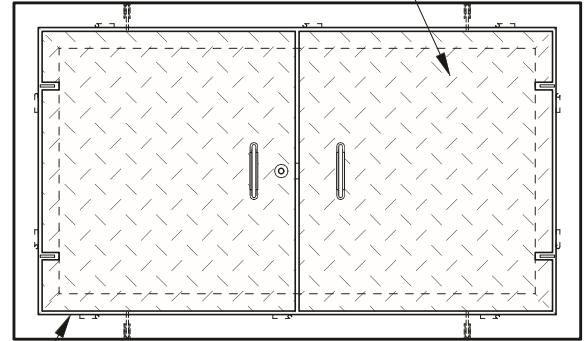


Painted Black, Bolt-down, Steel Checker Plate Lids

Options: Galvanizing, Padlock Recess
Remote Reader Holes
Weld Marking e.g. "ELEC"



Plan View

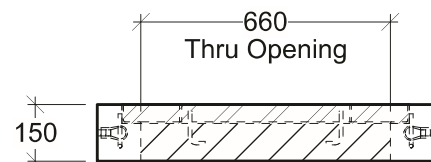


Plan View - Collar

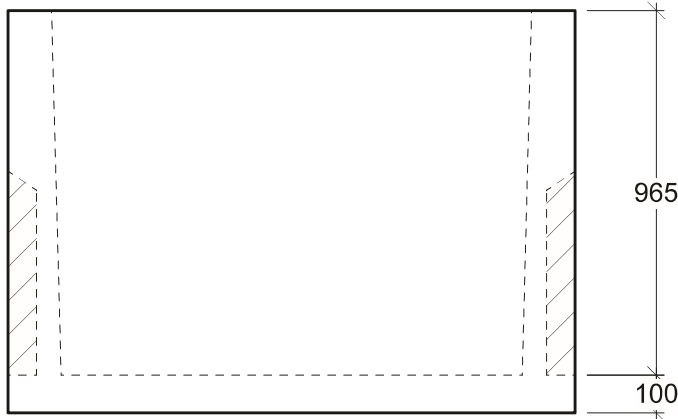
Galvanized Steel Frame



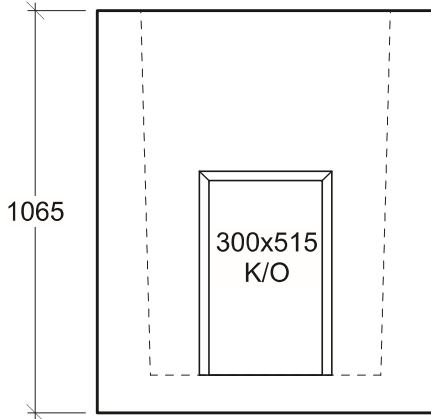
1270
Thru Opening



660
Thru Opening



Side View



End View

General Notes:

- Product manufactured in accordance with CSA A23.4
- Lift Points Provided (See Shop Drawing for Quantity & Locations)
- Designed for Boulevard (Off-Road) Use - H-20 Static Loading
- Site Installation, Backfilling, Suitability for Use and Engineering Design Approval is the responsibility of others



19060 - 54th Avenue
Surrey, B.C. V3S 8E5

Tel (604) 576-1808
info@aeconcrete.com

243 Custom Vault w/ Collar & Lid Assembly

Vault: 3,530 lbs / 1,610 kgs
Collar: 610 lbs / 280 kgs

Scale: 1:20 mm

Rev: 22Jul13

Dwg#: **SVVZ-20-0243-C**