
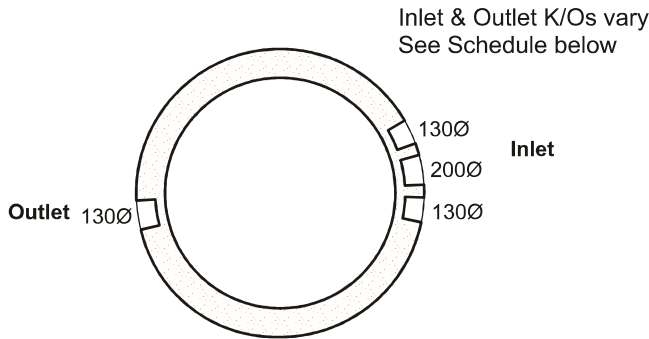


Armtec is a Distributor of the following products:

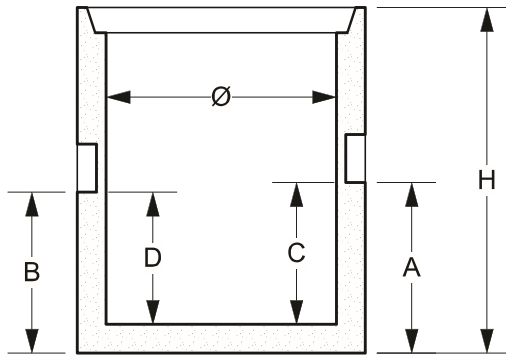
Sump w/ Base									
Item #	ID	H	A	B	C	D	INLET K/Os	OUTLET K/O	Weight (lbs)
12"Ø	305	457	229	229	178	178	1-130Ø	1-130Ø	170
18"Ø	457	610	406	381	356	330	1-130Ø	1-130Ø	340
24"Ø	610	914	584	508	533	457	1-200Ø & 2-130Ø	1-200Ø	861
30"Ø	762	914	584	508	533	457	1-200Ø & 2-130Ø	1-130Ø	1150
36"Ø	914	914	584	508	533	457	1-200Ø & 2-130Ø	1-130Ø	1400



Donut Cover-Section



Sump-Plan



Sump-Section

*All Dimensions in mm unless noted otherwise
Other Lid options & sizes may be available*

12"Ø (305mm) Risers & Covers	Weight (lbs)
305Ø x 152 Riser	40
305Ø x 457 Riser (2 K/O)	145
Cover Solid Concrete	25
Cover Cast Iron D-14 Grate	35

18"Ø (457mm) Risers & Covers	Weight (lbs)
457Ø x 152 Riser	65
457Ø x 305 Riser	130
457Ø x 610 Riser (2 K/O)	270
Cover Solid Concrete	30
Cover Perforated Concrete	30
Cover Cast Iron B-26C Grate	75

24"Ø (610mm) Risers & Covers	Weight (lbs)
610Ø x 152 Riser	130
610Ø x 254 Riser	260
610Ø x 610 Riser	515
610Ø x 915 Riser	750
Cover Solid Concrete	120
Cover Cast Iron B-22B Grate	155

30"Ø (762mm) Risers & Covers	Weight (lbs)
762Ø x 152 Riser	150
762Ø x 152 Riser	300
762Ø x 254 Riser	700
762Ø x 915 Riser	960
Cover Solid Concrete	190
Cover Cast Iron B-22C Grate	95
Cover Donut Lid w/ 610Ø Opening (H-20)	300

36"Ø (915mm) Risers & Covers	Weight (lbs)
915Ø x 152 Riser	195
915Ø x 254 Riser	385
915Ø x 254 Riser	770
915Ø x 915 Riser	1150
Cover Solid Concrete	250
Cover Donut Lid w/ 610Ø Opening (H-20)	350
Ladder Rungs Available in 915H Riser	



19060 - 54th Avenue
Surrey, B.C. V3S 8E5

Tel (604) 576-1808
info@aeconcrete.com

Sumps, Risers & Covers

Scale: NTS

Rev: 12Mar09

Dwg#: **SUMP-RS-MISC-C**