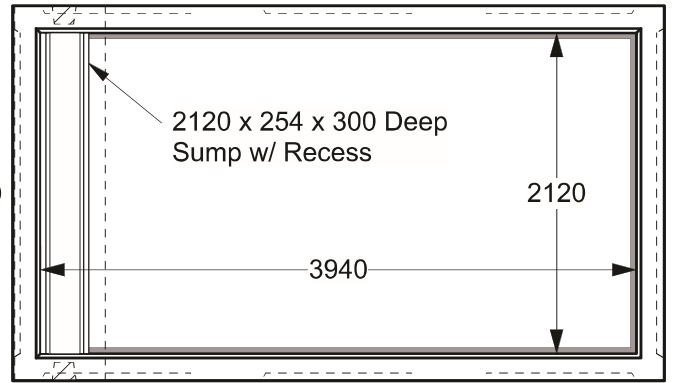


**Plan View - Top**



**Plan View - Bottom**

**2121 Collar**

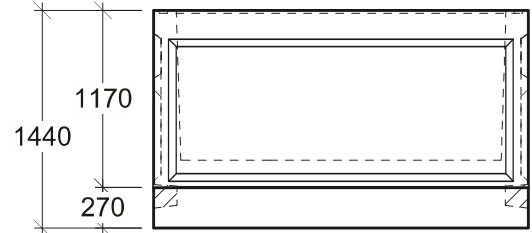
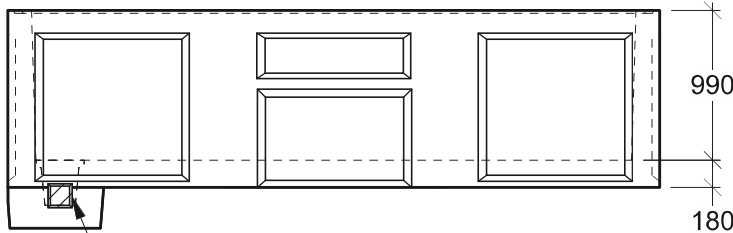
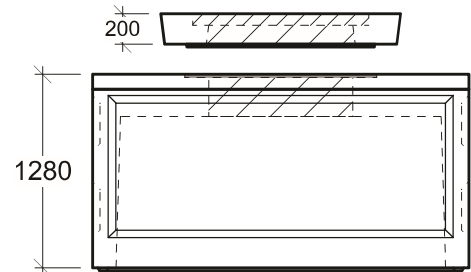
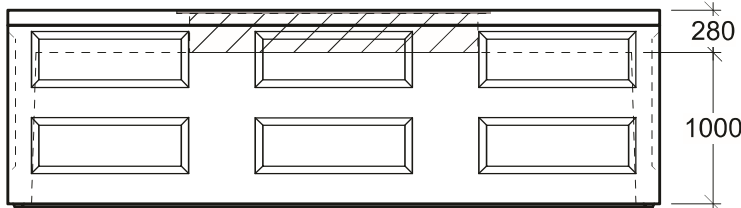
Painted Black, Bolt-down, Steel Checker Plate Lids

**Options:** Galvanizing, Padlock Recess, Remote Reader Holes, Weld Marking e.g. "ELEC"

**OR**

**2121 Roof Slab Customizations Available:**

For Hatch Frame Deeper than 100mm  
& or Heavy Traffic Applications up to 915x1835 Thru Opening  
(Subject to Hatch Type)



Drain K/O

**Side View**

**End View**

**General Notes:**

- Product manufactured in accordance with CSA A23.4
- Lift Points Provided (See Shop Drawing for Quantity & Locations)
- Designed for Pedestrian or Roadway Use - H-20 Traffic Loading
- Design and Provision of Thrust Blocks is the responsibility of others
- Site Installation, Backfilling & Suitability for Use is the responsibility of others



19060 - 54th Avenue  
Surrey, B.C. V3S 8E5

Tel (604) 576-1808  
info@aeconcrete.com

**4212 Chamber w/ Opening for 2121 Roof Slab**  
(402120)

Top: 23,900 lbs / 10,845 kgs  
Btm: 21,200 lbs / 9,620 kgs

Scale: 1:50 mm

Rev: 28Jun08

Dwg#: **VC42-20-2121-C**