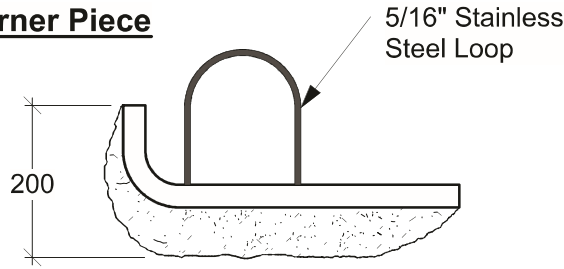
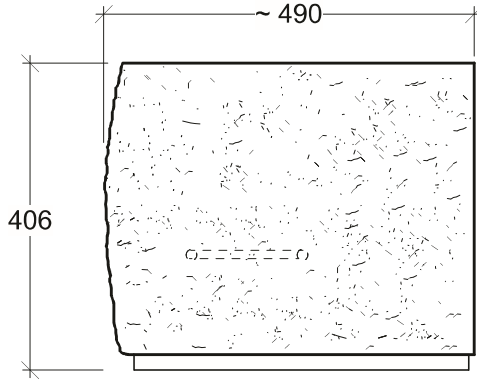


(A) Corner Piece

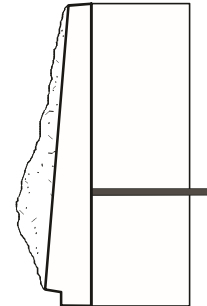


Plan View



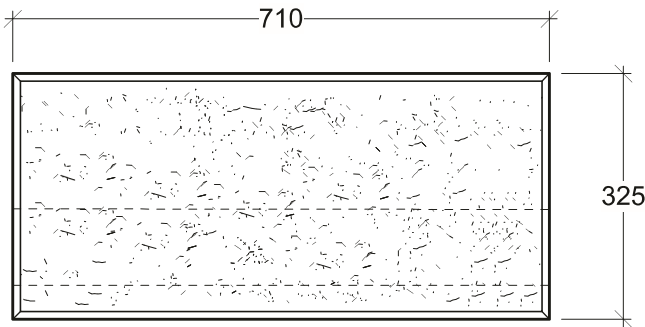
Front View

Note: Left Corner shown
Right Corners available
Inside Corners also available




Side View

(B) Cap Stone

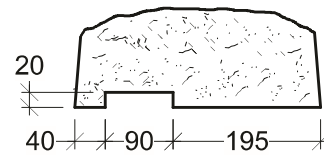


Plan View

Note: Std Cap Stone Shown
45° Corners also available



Front View



Side View

General Notes:

- Products manufactured in accordance with CSA A23.4
- Site Installation, Backfilling & Suitability for Use is the responsibility of others.
- Custom wall design available upon request



19060 - 54th Avenue
Surrey, B.C. V3S 8E5

Tel (604) 576-1808
info@aeconcrete.com

Lock & Load Corner Piece & Cap Stone

Corner: 140 lbs / 64 kgs
Cap Stone: 135 lbs / 61 kgs

Scale: 1:10 mm

Rev: 28Jun08

Dwg#: **LOCK & LOAD-2-C**