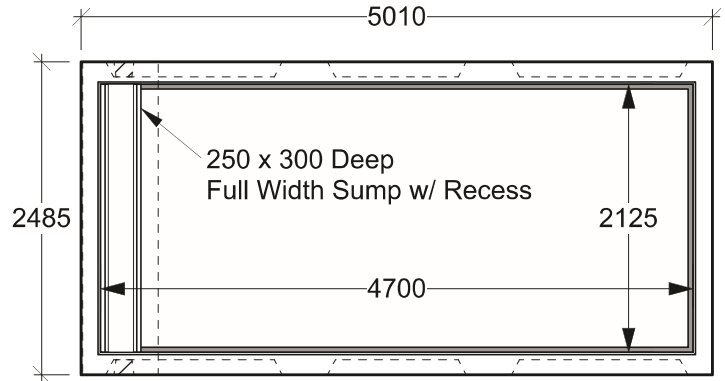
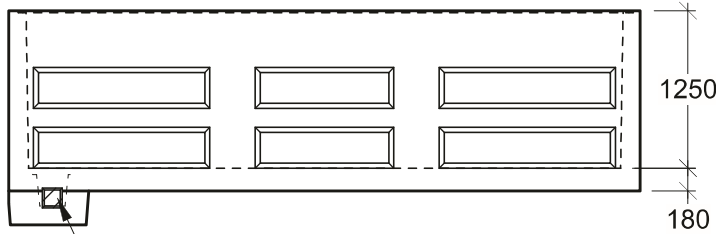
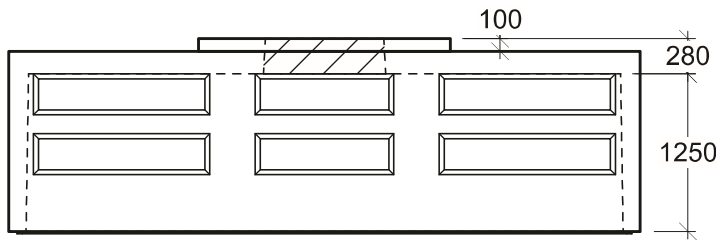


Plan View - Top

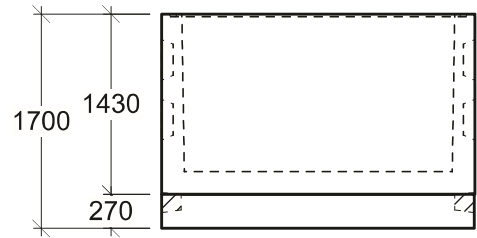
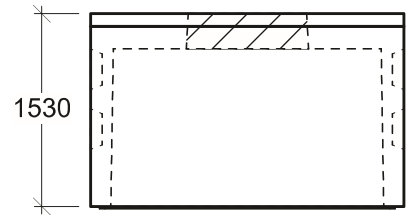


Plan View - Bottom



Drain K/O

Side View



End View

General Notes:

- Product manufactured in accordance with CSA A23.4
- Lift Points Provided (See Shop Drawing for Quantity & Locations)
- Designed for Roadway Use - H-20 Traffic Loading
- Design and Provision of Thrust Blocks is the responsibility of others
- Site Installation, Backfilling & Suitability for Use is the responsibility of others



19060 - 54th Avenue
Surrey, B.C. V3S 8E5

Tel (604) 576-1808
info@aeconcrete.com

472125 Chamber

Top: 27,000 lbs / 12,240 kgs
Btm: 25,300 lbs / 11,500 kgs

Scale: 1:60 mm

Rev: 28Jun08

Dwg#: **VC47-20-2500-C**